

Safety Card: Snapchat





Snapchat is a social media platform used to share photos, messages and short videos. Users can configure how long their friends can see the images and videos they share. Content can be customised with filters, text and stickers. If the content is sent directly, it will disappear after it is viewed. Alternatively, if a user uploads content to their Story it will remain visible for 24 hours.

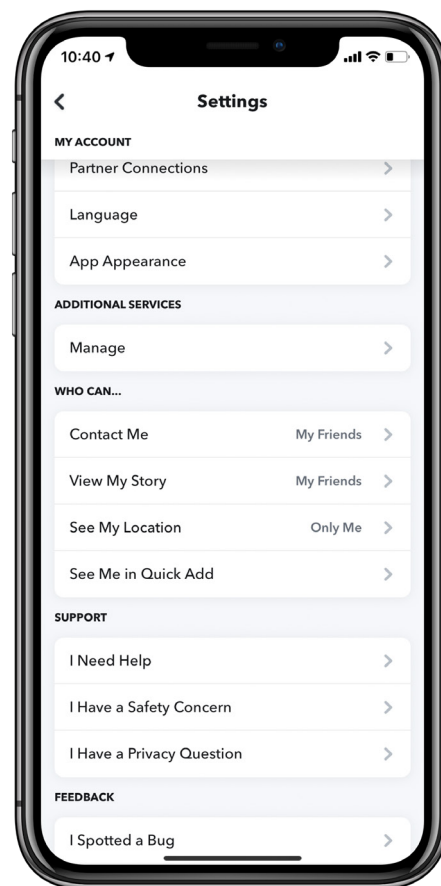
Stay safe on Snapchat using the instructions on **Privacy, Blocking & Reporting** below:



Privacy


Activate Ghost Mode on your Snapchat account:

- Open the app and tap on  in the bottom navigation bar.
- Tap on  in the top right corner.
- Swipe right on **Ghost Mode**.
- This is **Ghost Mode** now activated.




Block

Block a user using these simple instructions:

- Swipe left once you open the app.
- Select the contact you want to block.
- Tap on  and then Manage Friendship.
- Tap on **Block**.

Report

Report a user using these simple instructions:

- Swipe left once you open the app.
- Select on the contact you want to report.
- Tap on  and then Manage Friendship.
- Tap on **Report**.

