

Safety Card: Twitch




Frequently dubbed "YouTube for gamers", Twitch is a site used by gamers where they can live stream the game that they're playing, along with a video feed of themselves. Users can follow other broadcasters for free, or else subscribe to the channel for a fee. Streamers can earn money from broadcasting on Twitch.

Stay safe on Twitch using the instructions on **Privacy, Blocking & Reporting** below.




Privacy

Control if your friends can see you in their list;

- On your home screen tap on  in the top left.
- Scroll down and tap on the **Account Settings**.
- Tap on **Account** and **My Presence Status**.
- Select from the three options - **Online, Invisible** or **Busy**.


Block

Block a user using these simple instructions;

- Tap on the profile picture of the user you want to block.
- On the users profile tap on the  in the top right corner.
- Tap on **Block** and then confirm this by tapping on **Yes**.

Report

Report a user using these simple instructions;

- Tap on the profile picture of the user you want to report.
- On the users profile tap on the  in the top right corner.
- Tap on **Report**, select the reason why you are reporting them, provide a description and tap on **Send**.

