

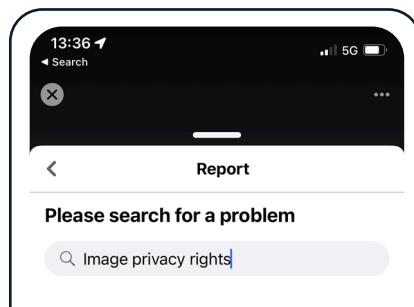
How to Report Copyright Infringements on Social Media

In the UK, photographs, illustrations, and other images are generally protected by copyright – meaning that users will usually need the permission of the owner to copy the image or share it on the internet. This includes images taken on mobile phones or cameras.

Use our safety card to help you report copyright infringements on Facebook, Instagram, Snapchat and TikTok.

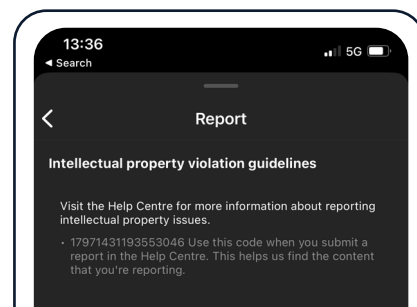
Facebook

1. Tap on the three dots in the top right corner of the image
2. Tap on 'Find support or report photo'
3. Tap 'Something Else'
4. Search 'Copyright'
5. Tap on 'Image Privacy Rights'
6. Select 'Next' and then 'Submit'



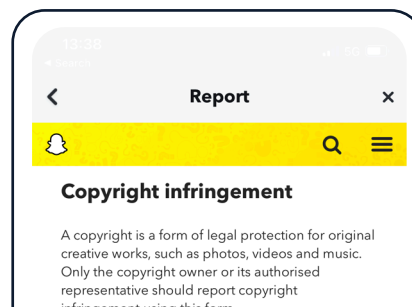
Instagram

1. Tap on the three dots in the top right corner of the image
2. Tap on 'Report'
3. Tap on 'Intellectual property violation'
4. Read the information supplied and tap 'Report in Help Center'



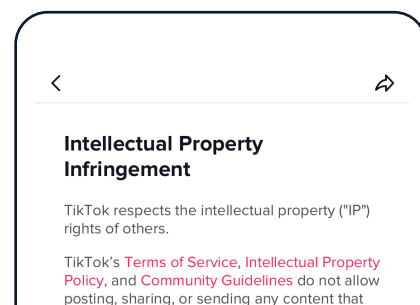
Snapchat

1. Tap on the three dots in the top right corner of the image
2. Tap on 'Report'
3. Tap 'More Options'
4. Tap on 'It infringes on my intellectual property'
5. Tap the option 'It infringes my copyright'
6. Follow the instructions to complete the report



TikTok

1. Hold down on the video
2. Tap on 'Report'
3. Tap on 'Intellectual property infringement'
4. Follow the instructions to complete the report



[oursafetycentre.co.uk](https://www.oursafetycentre.co.uk)

Use our Safety Centre to learn together how to enable the most appropriate safety settings and use parental controls on apps and platforms that the child or young person in your care uses.

