


Lied about their birthday?

They might have put themselves at risk.


If children in your care are turning 13, talk to them about each of these apps. If they're on it, they've lied about their age and the app will think they're older. Turn the clock back, change their virtual age to their real age and make them safer online.



Snapchat

13+
At least 13 years old


- Tap your Bitmoji at the top left of the screen
- Tap the settings cog
- Correct your birthday and select 'Okay' to confirm



Yubo

13+
At least 13 years old

- Tap profile icon at top right of the screen
- Tap 'Edit'
- Tap 'Birthdate'
- Correct your birthday and select save




YouTube

13+
At least 13 years old

YouTube accounts are linked to Google Accounts, so you will need to use a desktop computer to change your birthday on YouTube/Google.

- Click your profile icon
- Click the settings cog
- Click 'View or change your Google account settings' under 'Google Account'
- Select 'Personal Info' from the menu on the left
- Click the arrow beside birthday
- Click the pencil to correct your birthday
- Click 'Update'



TikTok

13+
At least 13 years old

TikTok don't have the functionality to edit your birthday within the app. To change your birthday, you can create a new profile with your correct date of birth, or ask TikTok to change it for you.

- Tap the 3 lines at the top-right of your profile
- Tap on 'Settings and privacy'
- Scroll down to the support section and tap on 'Report a problem'
- Tap on 'Account and profile' and then 'Editing Profile'. Select 'Other'
- Tap 'Need More Help' and ask TikTok to change your birthday



Instagram

13+
At least 13 years old

Instagram don't have the functionality to edit your birthday within the app.

To change your birthday, complete a request form which can be found in their help centre at this link:

bit.ly/instaAGE



Facebook

13+
At least 13 years old

- Tap 'See Your About Info' under your profile picture
- Scroll down to find your birthday under 'Basic info'
- Tap 'Edit' beside the 'Basic info' title