

Colour Me In - Passwords

Information for teachers, parents, and carers.

What will we learn?

- What a password is and why we need them.
- How to make a stronger, safer password.


Before starting this booklet:

- Watch the 'Passwords' video in the Safer Schools App or in our Home Learning Hub.
- Once you've watched this video, you'll be able to talk to them about what passwords are, why they're important and how we create one.
- Print out your Passwords worksheet.

What next?

- Ask your child to colour in the scene.
- Look at the picture with your child and talk about what you see.
- Ask them to circle three things in the picture, then write or draw them into the boxes to create your new password!
- Try the Password Hacking game.








Colour Me In - Scene 1

www.ineqe.com
©IneqeGroupLTD2022

INEQE
SAFEGUARDING GROUP

Colour Me In - Passwords

Write the names of the 3 things you have circled in the boxes below.



This is now your password!

Password Hacking Game

Information for teachers, parents and carers.



How to play:

NOTE: Keep your picture and password a secret in this game!

1. Both partners colour in 3 things from scene 2 in their own booklets. These 3 things are now their passwords.
2. Each partner takes it in turns to 'hack' the password by asking questions like "is it in the sky?" or "does it have fur?"
3. When a partner finds out the 3 objects, they get two chances to guess the correct order, e.g. "Is your password cloudballdog?"
4. Use scenes 3 and 4 to play again!

Note:

In the video Jack learns the importance of choosing a password that you can remember. He knows you shouldn't share your password with anyone except your Trusted Adult.

You can reinforce this message and help your child test their memory. To do this, you simply take the password drawing they have created, and at a later time that day, or the next day, ask them to repeat their password.

Have Fun







Colour Me In - Scene 2

www.ineqe.com
©IneqeGroupLTD2022

INEQE
SAFEGUARDING GROUP



Colour Me In - Scene 3



Colour Me In - Scene 4

www.ineqe.com
©IneqeGroupLTD2022

INEQE
SAFEGUARDING GROUP

Rate my Passwords


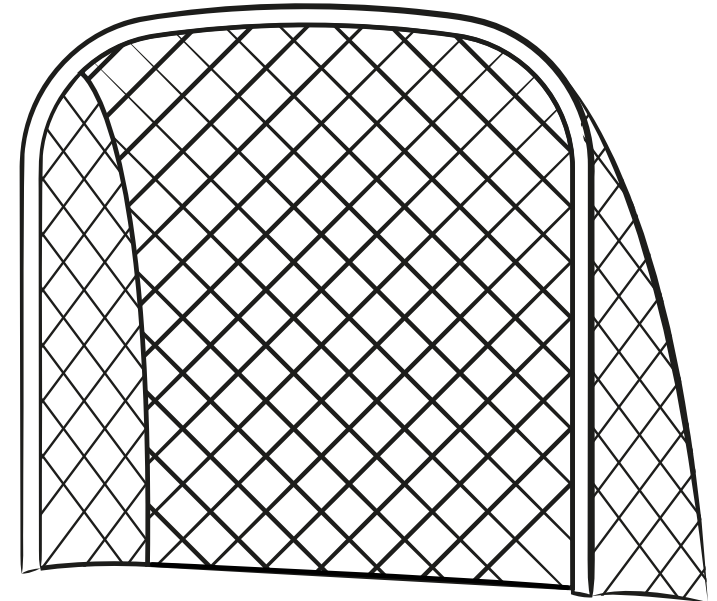
Remember, a good password is long, easy to remember, hard to guess and not used everywhere. Jack, Maddie and Freddie have chosen new passwords. Tick the boxes to decide if they have made a good or bad choice of password.

Jack's Password

football

I chose my password because I love playing football! I use it for my tablet, my laptop and for my Roblox account.

The password is...	Yes	No
Long		
Easy to remember		
Hard to guess		
Only Used in one place		



www.ineqe.com

©IneqeGroupLTD2022

INEQE
SAFEGUARDING GROUP

Rate my Passwords

Maddie's Password

Maddieisthebest

I chose my password because...
I am the best! Although, I am
careful to only use this password
for my phone.

The password is...	Yes	No
Long		
Easy to remember		
Hard to guess		
Only Used in one place		



www.ineqe.com

©IneqeGroupLTD2022

ineqe
SAFEGUARDING GROUP

Rate my Passwords

Freddie's Password

BaCon1

I chose my password because that's my favourite food and 1 is my lucky number!
I use it for my Amazon account only.



Who had the best password?

Can you think of any better passwords for Jack, Maddie and Freddie?

The password is...	Yes	No
Long		
Easy to remember		
Hard to guess		
Only Used in one place		

www.ineqe.com

©IneqeGroupLTD2022

ineqe
SAFEGUARDING GROUP